

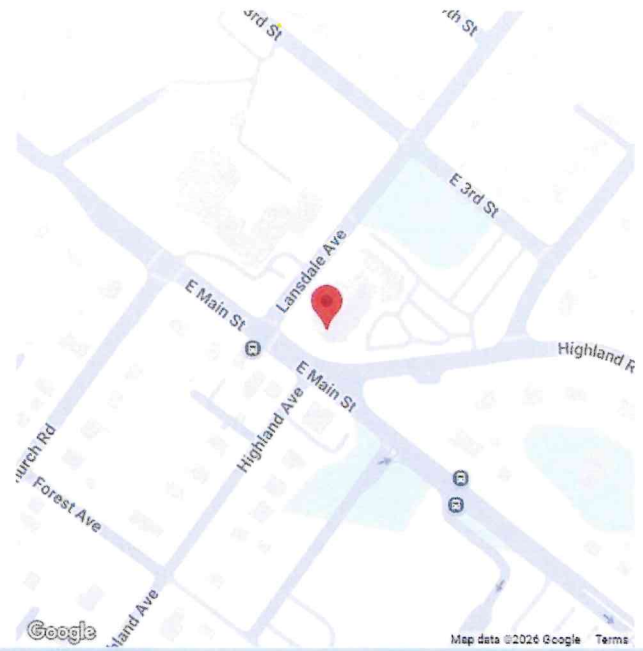


SPEED DATA ANALYSIS

Location



Lansdale Avenue
E. Third Street
Latitude: 40.235924
Longitude: -75.273605



Analysis Time Period




Start	End
4/14/2026 8:19 AM	4/22/2026 10:34 AM

Vehicles Analyzed



50,593

Speed Limit



35

Total Enforceable Violations



26

Average Speed



27

% Enforceable Violations



0%

Fastest Speed



59

Enforcement Rating

LOW

Slowest Speed



7



SPEED DATA ANALYSIS

85th Percentile Speed



32



Speed Enforcement Evaluator

Location

Lansdale Avenue

Closest Cross Street

E. Third Street

Analysis Dates

From 4/14/2026 To 4/22/2026

Installed By

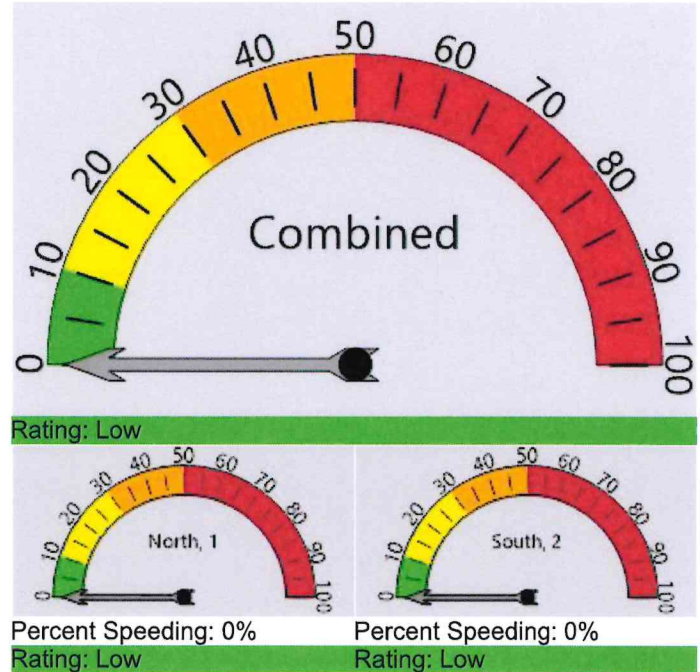
Sgt. J. Mallozzi # 25

Requested By

Chief Devlin

Total Percentage of Enforceable Violations

Posted Speed Limit 35 MPH
Enforcement Tolerance 10 MPH
Enforcement Limit Greater than 45 MPH



Vehicle Totals - Combined

<= 2	<= 4	<= 6	<= 8	<= 10	<= 12	<= 14	<= 16	<= 18	<= 20	<= 22	<= 24	<= 26	> 26	
0	0	0	19	115	223	306	397	708	1,178	1,923	3,560	5,701	28,933	43,063
85th Percentile: 33														

Vehicle Totals - North, 1

<= 2	<= 4	<= 6	<= 8	<= 10	<= 12	<= 14	<= 16	<= 18	<= 20	<= 22	<= 24	<= 26	> 26	
0	0	0	19	106	143	193	186	363	510	792	1,662	3,081	14,175	21,230
85th Percentile: 32														

Vehicle Totals - South, 2

<= 2	<= 4	<= 6	<= 8	<= 10	<= 12	<= 14	<= 16	<= 18	<= 20	<= 22	<= 24	<= 26	> 26	
0	0	0	0	9	80	113	211	345	668	1,131	1,898	2,620	14,758	21,833
85th Percentile: 33														



Speed Enforcement Evaluator

Location

Lansdale Avenue
School Zone 1 of 2: 7:45 AM - 9:00 AM

Total Percentage of Enforceable Violations

Closest Cross Street

E. Third Street

School Speed Limit 15 MPH
School Zone Tolerance 2 MPH
Enforcement Limit Greater than 17 MPH

Analysis Dates

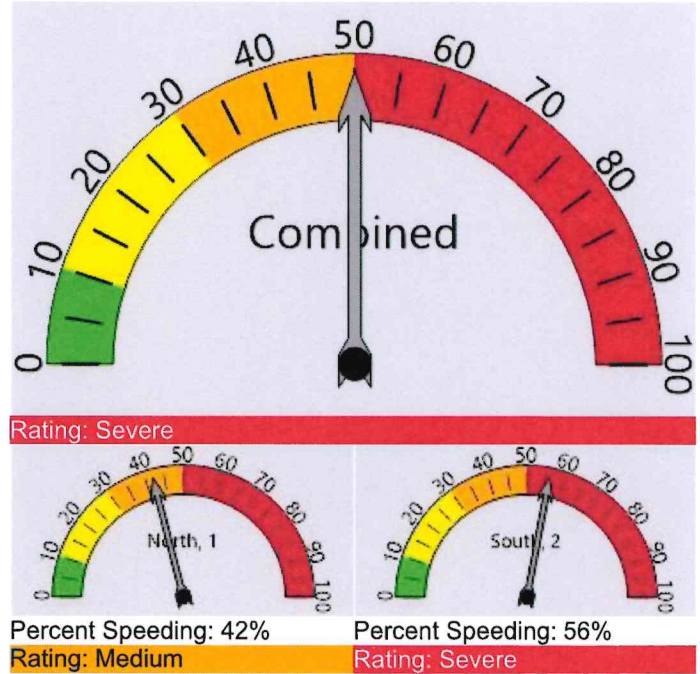
From 4/14/2026 To 4/22/2026
School Zone 1: 7:45 AM to 9:00 AM

Installed By

Sgt. J. Mallozzi # 25

Requested By

Chief Devlin



Vehicle Totals - Combined

<= 2	<= 4	<= 6	<= 8	<= 10	<= 12	<= 14	<= 16	<= 18	<= 20	<= 22	<= 24	<= 26	> 26	
0	0	0	51	169	265	465	656	646	544	378	259	168	318	3,919
85th Percentile: 24														

Vehicle Totals - North, 1

<= 2	<= 4	<= 6	<= 8	<= 10	<= 12	<= 14	<= 16	<= 18	<= 20	<= 22	<= 24	<= 26	> 26	
0	0	0	50	158	195	202	190	145	95	91	98	82	208	1,514
85th Percentile: 26														

Vehicle Totals - South, 2

<= 2	<= 4	<= 6	<= 8	<= 10	<= 12	<= 14	<= 16	<= 18	<= 20	<= 22	<= 24	<= 26	> 26	
0	0	0	1	11	70	263	466	501	449	287	161	86	110	2,405
85th Percentile: 22														



Speed Enforcement Evaluator

Location

Lansdale Avenue
School Zone 2 of 2: 2:55 PM - 4:00 PM

Closest Cross Street

E. Third Street

Analysis Dates

From 4/14/2026 To 4/22/2026
School Zone 2: 2:55 PM to 4:00 PM

Installed By

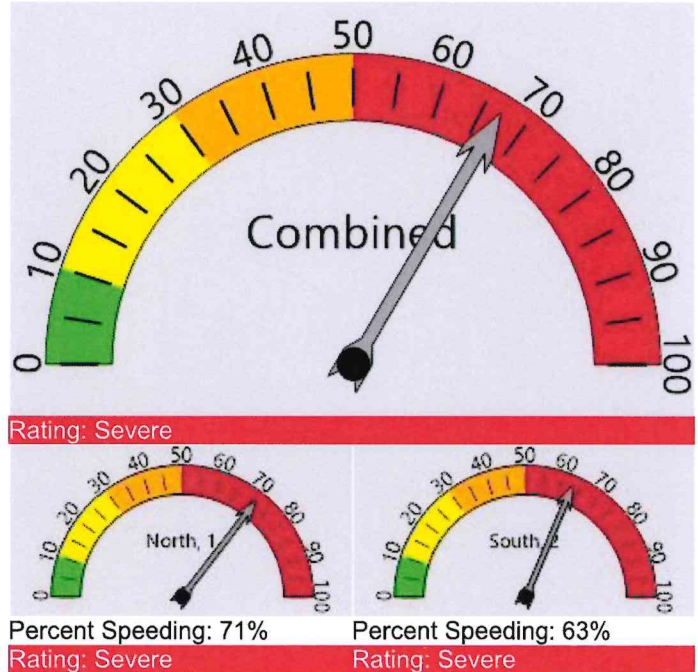
Sgt. J. Mallozzi # 25

Requested By

Chief Devlin

Total Percentage of Enforceable Violations

School Speed Limit 15 MPH
School Zone Tolerance 2 MPH
Enforcement Limit Greater than 17 MPH



Vehicle Totals - Combined

<= 2	<= 4	<= 6	<= 8	<= 10	<= 12	<= 14	<= 16	<= 18	<= 20	<= 22	<= 24	<= 26	> 26	
0	0	0	11	46	150	279	457	518	503	388	340	285	634	3,611
85th Percentile: 27														

Vehicle Totals - North, 1

<= 2	<= 4	<= 6	<= 8	<= 10	<= 12	<= 14	<= 16	<= 18	<= 20	<= 22	<= 24	<= 26	> 26	
0	0	0	11	41	89	128	181	207	196	174	181	189	474	1,871
85th Percentile: 29														

Vehicle Totals - South, 2

<= 2	<= 4	<= 6	<= 8	<= 10	<= 12	<= 14	<= 16	<= 18	<= 20	<= 22	<= 24	<= 26	> 26	
0	0	0	0	5	61	151	276	311	307	214	159	96	160	1,740
85th Percentile: 24														

Lansdale Police Department
Speed Analysis

00082022
Lansdale Avenue
E. Third Street



0.000000
0.000000

Averaged Daily Totals

Combined	<= 15	>15 to 20	>20 to 25	>25 to 30	>30 to 35	>35 to 40	>40 to 45	>45 to 50	>50 to 55	>55 to 60	>60 to 65	>65 to 70	> 70	Total
Sunday	72	252	764	1,805	1,109	207	15	3	0	0	0	0	0	4,227
Monday	363	634	1,201	2,590	1,488	216	24	3	1	0	0	0	0	6,520
Tuesday	414	712	1,237	2,338	1,251	205	16	2	0	1	0	0	0	6,176
Wednesday	375	557	900	1,578	822	133	16	2	0	0	0	0	0	4,383
Thursday	338	557	1,193	2,746	1,537	265	31	3	0	0	0	0	0	6,670
Friday	411	733	1,355	2,631	1,379	255	17	0	0	0	0	0	0	6,781
Saturday	39	191	861	2,365	1,529	263	25	5	2	0	0	0	0	5,280
Total	2,012	3,636	7,511	16,053	9,115	1,544	144	18	3	1	0	0	0	40,037

North, 1

North, 1	<= 15	>15 to 20	>20 to 25	>25 to 30	>30 to 35	>35 to 40	>40 to 45	>45 to 50	>50 to 55	>55 to 60	>60 to 65	>65 to 70	> 70	Total
Sunday	58	183	381	1,021	430	50	2	1	0	0	0	0	0	2,126
Monday	192	186	576	1,433	671	69	1	2	0	0	0	0	0	3,130
Tuesday	235	268	555	1,306	597	63	5	2	0	1	0	0	0	3,032
Wednesday	239	166	405	827	362	43	4	0	0	0	0	0	0	2,046
Thursday	179	197	540	1,576	750	76	5	2	0	0	0	0	0	3,325
Friday	212	256	651	1,495	589	80	4	0	0	0	0	0	0	3,287
Saturday	26	105	429	1,272	672	85	6	2	1	0	0	0	0	2,598
Total	1,141	1,361	3,537	8,930	4,071	466	27	9	1	1	0	0	0	19,544

South, 2

South, 2	<= 15	>15 to 20	>20 to 25	>25 to 30	>30 to 35	>35 to 40	>40 to 45	>45 to 50	>50 to 55	>55 to 60	>60 to 65	>65 to 70	> 70	Total
Sunday	14	69	383	784	679	157	13	2	0	0	0	0	0	2,101
Monday	171	448	625	1,157	817	147	23	1	1	0	0	0	0	3,390
Tuesday	179	445	682	1,032	654	142	11	1	0	1	0	0	0	3,147
Wednesday	137	391	495	752	460	91	12	2	0	0	0	0	0	2,340
Thursday	159	360	653	1,170	787	189	26	1	0	0	0	0	0	3,345
Friday	199	477	704	1,136	790	175	13	0	0	0	0	0	0	3,494
Saturday	13	86	432	1,093	857	178	19	3	1	0	0	0	0	2,682
Total	872	2,276	3,974	7,124	5,044	1,079	117	10	2	1	0	0	0	20,499

Lansdale Police Department
 Speed Analysis
 00082022
 Lansdale Avenue
 E. Third Street



0.000000
 0.000000

Combined Lanes 4/14/2026 to 4/22/2026

Pace Speed - MPH

Classes Excluded From Pace: None

Speed	Number	Percent
24 - 33	33,660	66.5%

Percentile Speeds

Percentile	5th	10th	15th	20th	25th	30th	35th	40th	45th	50th	55th	60th	65th	70th	75th	80th	85th	90th	95th	100th	
Speed - MPH	14	17	19	21	23	24	25	25	26	27	27	28	28	29	30	30	31	32	34	34	59

Vehicles Traveling Greater Than 50.0 MPH

Total Volume	50,593
Total Greater Than 50.0	5
Percent Greater Than 50.0	0.0%

Mean, Median, and Mode Averages

Mean:	26.8
Median (50th %):	27.0
Mode:	29.0

Lansdale Police Department
 Speed Analysis
 00082022
 Lansdale Avenue
 E. Third Street



0.000000
 0.000000

North, 1 4/14/2026 to 4/22/2026

Pace Speed - MPH

Classes Excluded From Pace: None

Speed	Number	Percent
24 - 33	17,777	72.2%

Percentile Speeds

Percentile	5th	10th	15th	20th	25th	30th	35th	40th	45th	50th	55th	60th	65th	70th	75th	80th	85th	90th	95th	100th
Speed - MPH	13	17	20	22	23	24	25	26	26	27	27	28	28	29	29	30	31	32	33	56

Vehicles Traveling Greater Than 50.0 MPH

Total Volume	24,615
Total Greater Than 50.0	2
Percent Greater Than 50.0	0.0%

Mean, Median, and Mode Averages

Mean:	26.6
Median (50th %):	27.0
Mode:	29.0

Lansdale Police Department
 Speed Analysis
 00082022
 Lansdale Avenue
 E. Third Street



0.000000
 0.000000

South, 2 4/14/2026 to 4/22/2026

Pace Speed - MPH

Classes Excluded From Pace: None

Speed	Number	Percent
24 - 33	15,883	61.1%

Percentile Speeds

Percentile	5th	10th	15th	20th	25th	30th	35th	40th	45th	50th	55th	60th	65th	70th	75th	80th	85th	90th	95th	100th
Speed - MPH	15	17	19	21	22	23	24	25	26	27	27	28	29	29	30	31	32	33	35	59

Vehicles Traveling Greater Than 50.0 MPH

Total Volume	25,978
Total Greater Than 50.0	3
Percent Greater Than 50.0	0.0%

Mean, Median, and Mode Averages

Mean:	26.9
Median (50th %):	27.0
Mode:	29.0

00082022
Lansdale
Avenue
E. Third Street



Volume Sorted by Speed for 4/14/2026 to 4/22/2026

0.000000
0.000000

Combined

Speed (MPH)	Volume
2	0
3	0
4	0
5	0
6	0
7	8
8	73
9	135
10	195
11	253
12	385
13	471
14	579
15	702
16	808
17	899
18	973
19	1062
20	1163
21	1245
22	1444
23	1801
24	2358
25	2800
26	3354
27	3998
28	4222
29	4330
30	4065
31	3531
32	2821
33	2181
34	1571
35	1083
36	723
37	518
38	330
39	187
40	123
41	77
42	44
43	26
44	20
45	9
46	7
47	3
48	5
49	2
50	4
51	1
52	0

00082022
Lansdale
Avenue
E. Third Street



Volume Sorted by Speed for 4/14/2026 to 4/22/2026

0.000000
0.000000

North, 1

Speed (MPH)	Volume
2	0
3	0
4	0
5	0
6	0
7	8
8	72
9	130
10	175
11	200
12	227
13	265
14	258
15	279
16	278
17	349
18	366
19	382
20	419
21	473
22	584
23	768
24	1173
25	1499
26	1853
27	2253
28	2329
29	2350
30	2277
31	1780
32	1300
33	963
34	597
35	390
36	223
37	170
38	100
39	46
40	31
41	15
42	9
43	7
44	4
45	1
46	1
47	2
48	2
49	2
50	3
51	0
52	0



00082022
Lansdale
Avenue
E. Third Street

Volume Sorted by Speed for 4/14/2026 to 4/22/2026

0.000000
0.000000

South, 2

Speed (MPH)	Volume
2	0
3	0
4	0
5	0
6	0
7	0
8	1
9	5
10	20
11	53
12	158
13	206
14	321
15	423
16	530
17	550
18	607
19	680
20	744
21	772
22	860
23	1033
24	1185
25	1301
26	1501
27	1745
28	1893
29	1980
30	1788
31	1751
32	1521
33	1218
34	974
35	693
36	500
37	348
38	230
39	141
40	92
41	62
42	35
43	19
44	16
45	8
46	6
47	1
48	3
49	0
50	1
51	1
52	0

Lansdale Police Department
 Speed Analysis
 00082022
 Lansdale Avenue
 E. Third Street



0.000000
 0.000000

