



# SPEED DATA ANALYSIS

## Location



York Ave 700 block  
S. Mitchell Avenue  
Latitude: 40.244717  
Longitude: -75.295265



## Analysis Time Period




Start	End
3/4/2026 2:02 PM	3/12/2026 11:35 AM

## Vehicles Analyzed



5,100

## Speed Limit



25

## Total Enforceable Violations



23

## Average Speed



18

## % Enforceable Violations



0%

## Fastest Speed



45

## Enforcement Rating

LOW

## Slowest Speed



6



## SPEED DATA ANALYSIS

85th Percentile Speed



25



## Speed Enforcement Evaluator

### Location

York Ave 700 block

### Closest Cross Street

S. Mitchell Avenue

### Analysis Dates

From 3/4/2026 To 3/12/2026

### Installed By

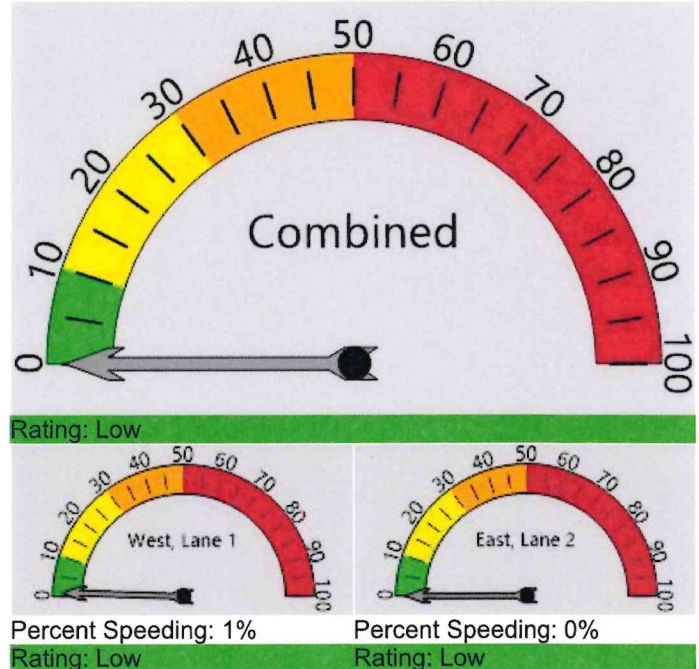
Sgt. J. Mallozzi # 25

### Requested By

Chief Ryan Devlin

### Total Percentage of Enforceable Violations

Posted Speed Limit 25 MPH  
Enforcement Tolerance 10 MPH  
Enforcement Limit Greater than 35 MPH





Lansdale Police Department  
 Speed Analysis  
 0  
 York Ave 700 block  
 S. Mitchell Avenue



0.000000  
 0.000000

Combined Lanes 3/4/2026 to 3/12/2026

**Pace Speed - MPH**

Classes Excluded From Pace:  
**Speed**                      **Number**                      **Percent**  
 16 - 25                      2,794                      54.8%

**Percentile Speeds**

<b>Percentile</b>	<b>5th</b>	<b>10th</b>	<b>15th</b>	<b>20th</b>	<b>25th</b>	<b>30th</b>	<b>35th</b>	<b>40th</b>	<b>45th</b>	<b>50th</b>	<b>55th</b>	<b>60th</b>	<b>65th</b>	<b>70th</b>	<b>75th</b>	<b>80th</b>	<b>85th</b>	<b>90th</b>	<b>95th</b>	<b>100th</b>
<b>Speed - MPH</b>	6	8	10	11	13	14	15	16	17	18	18	20	21	21	23	23	24	26	28	45

**Vehicles Traveling Greater Than 50.0 MPH**

Total Volume                      5,100  
 Total Greater Than 50.0                      0  
 Percent Greater Than 50.0                      0.0%

**Mean, Median, and Mode Averages**

Mean:                      18.5  
 Median (50th %):                      18.0  
 Mode:                      6.8

Lansdale Police Department  
 Speed Analysis  
 0  
 York Ave 700 block  
 S. Mitchell Avenue



0.000000  
 0.000000

West, Lane 1 3/4/2026 to 3/12/2026

**Pace Speed - MPH**

Classes Excluded From Pace:

Speed	Number	Percent
16 - 25	1,341	59.9%

**Percentile Speeds**

Percentile	5th	10th	15th	20th	25th	30th	35th	40th	45th	50th	55th	60th	65th	70th	75th	80th	85th	90th	95th	100th
Speed - MPH	10	11	13	14	15	16	17	18	18	19	20	21	22	23	24	24	25	26	28	45

**Vehicles Traveling Greater Than 50.0 MPH**

Total Volume 2,239  
 Total Greater Than 50.0 0  
 Percent Greater Than 50.0 0.0%

**Mean, Median, and Mode Averages**

Mean: 20.2  
 Median (50th %): 19.3  
 Mode: 19.3

Lansdale Police Department  
 Speed Analysis  
 0  
 York Ave 700 block  
 S. Mitchell Avenue



0.000000  
 0.000000

East, Lane 2 3/4/2026 to 3/12/2026

**Pace Speed - MPH**

Classes Excluded From Pace:

Speed	Number	Percent
16 - 25	1,453	50.8%

**Percentile Speeds**

Percentile	5th	10th	15th	20th	25th	30th	35th	40th	45th	50th	55th	60th	65th	70th	75th	80th	85th	90th	95th	100th
Speed - MPH	6	6	7	9	11	12	13	15	15	16	17	18	19	20	21	23	23	24	27	45

**Vehicles Traveling Greater Than 50.0 MPH**

Total Volume	2,861
Total Greater Than 50.0	0
Percent Greater Than 50.0	0.0%

**Mean, Median, and Mode Averages**

Mean:	17.1
Median (50th %):	16.8
Mode:	6.8



0  
York Ave 700  
block  
S. Mitchell  
Avenue

40.244717  
-75.295265

Volume Sorted by Speed for 3/4/2026 to 3/12/2026

Combined

Speed (MPH)	Volume
0	0
1	0
2	0
3	0
4	0
5	0
6	3
7	386
8	87
9	174
10	68
11	143
12	187
13	122
14	313
15	155
16	323
17	313
18	160
19	397
20	168
21	280
22	317
23	176
24	342
25	318
26	121
27	183
28	65
29	110
30	67
31	30
32	33
33	14
34	17
35	6
36	3
37	13
38	2
39	0
40	0
41	0
42	1
43	0




**0**  
**York Ave 700**  
**block**  
**S. Mitchell**  
**Avenue**

**40.244717**  
**-75.295265**

**Volume Sorted by Speed for 3/4/2026 to 3/12/2026**

*West, Lane 1*





**0**  
**York Ave 700**  
**block**  
**S. Mitchell**  
**Avenue**

**40.244717**  
**-75.295265**

**Volume Sorted by Speed for 3/4/2026 to 3/12/2026**

*East, Lane 2*

Speed (MPH)	Volume
0	0
1	0
2	0
3	0
4	0
5	0
6	3
7	350
8	78
9	131
10	49
11	92
12	120
13	65
14	169
15	76
16	171
17	189
18	82
19	202
20	95
21	155
22	169
23	82
24	157
25	151
26	50
27	71
28	29
29	44
30	31
31	13
32	18
33	3
34	9
35	2
36	0
37	4
38	0
39	0
40	0
41	0
42	0
43	0

Lansdale Police Department  
Speed Analysis

0 York Ave 700 block  
S. Mitchell Avenue



0.000000  
0.000000

